
**THE EFFECT OF COMMUNITY PARTICIPATION IN TOURISM
TOWARDS SUSTAINABLE DEVELOPMENT IN AMBOSELI
ECOSYSTEM IN KAJIADO, KENYA**

Phyllis N. Nyakiba (PhD Student)
Department of Development Studies,
PhD Student - Kisii University,
0728846940

Dr. James Onchieku,
Kisii University,
Kisii, Kenya,
0712529878

Dr. Vundi Nason,
St. Paul's University,
Machakos, Kenya,
0722 273 052

Abstract

The objective of the study was to find out the degree community participation in tourism affects sustainable development in Amboseli Ecosystem in Kajiado. The study was carried out in the Maasai communities residing around Amboseli Park in Olgulului and Mbiriakani group ranches. The study used descriptive research design with a blend of quantitative and qualitative research methods. 373 community members were sampled with a return rate of 349 respondents. Primary data was generated from community members, NGOs, KWS staff and other stakeholders using focus group discussions, questionnaires, and interviews. The qualitative and quantitative data collected was then be analysed then presented. The results give a quick insight of the community members benefitting from local tourism through numerous initiatives. The study findings highlighted a statistically significant positive relationship between the determinant of effective community participation and development that is sustainable. The hypothesis was measured in the quantitative results with the conclusion which highlighted that the individual independent variable does not have a significant influence on sustainable development was rejected and the alternative hypothesis that the individual and combined independent variable namely participation have a significant influence on the dependent variable (sustainable development) was accepted. The study recommended sealing community benefits leakages, fair distribution of benefits plan, clear goals, participation in planning and budgeting meetings, community collaboration, community control and sense of ownership.

Keywords: community, community participation, community-led tourism, sustainable development.

Introduction

Community led tourism (CLT) has with time played in an essential task in community evolution for both developed and developing countries universally with optimistic news in the economic segment where employment openings continue to shrink specifically in the tourism sector (Sood, 2017). Worldwide, community-led tourism main emphasis is on a progressive framework with excessive weight on significant determinants of accomplishment like participation and pro-poor tactics to development in which the main variables are the community's' capacity to claim their rights from tourism (Hodgson, Knight and Maposa, 2017). Nevertheless, there are obstacles to CLT determinant's accomplishment namely insufficient participation and empowerment, deficiency in access to pertinent information; poor educational level, scanty capabilities, unfamiliarity, inadequate infrastructures, poor harmonization and remoteness (Kala & Satish, 2018; Kunjuraman, & Hussin, 2017; Sood, 2017). The efficacy of the CLD simple framework more so in the tourism sector has been praised by World Bank (2017) since it generates an environment for engagement and inclusion, augments the socio-economic development of the local communities, enhances equity, equitable and fair distribution of resources among the community members and delivers the best framework for accessing clean water; basic infrastructure; development of health centres and admittance to educational scholarships; thus solidifying sustainability. Widespread participation by the local community members is encouraged, leading to inclusivity, wide-based participation and making decisions (Wilson-Youlden and Bosworth, 2019). According to Dwyer (2019), the preservation of such a democratic framework certifies that the local community has an unrestrained voice and participation in the affairs of the CLT projects. Hence, the community members have ownership of the CLTD projects; while, determining the course of their progression, and the everyday management of their projects (Han & Hyun, 2018). For full engagement of the local community, the park management was obligated to carry out capacity building for the native community with the creation, management and performance of the CLT processes to a greater degree based on the skillset and competencies of the native communities (Akibonyo, 2012; Akpan, 2012). Community focus is key for enhanced connections amongst the people, with the agenda of 'community-led' to invest in community members, their psychological and social linkages (bonding capital) and the institutional preparations that permit them to establish themselves systematically (Hodgson et al. 2017).

On the Kenyan policy framework backing up CLTD, the Kenyan Constitution pin points devolution goals as to bestow powers of self-governance to the local communities and enhance participation in the exercise of the powers of the State and in making decisions on issues affecting them; to give guarantee of equitable sharing of national and local resources throughout Kenya and to give powers of self-governance to the community members (RoK, 2013). Success for the community is also limited by domination and manipulation of the few advantaged over the majority disadvantaged thus, as much as empowerment and participation should be expressed as the view of the disadvantaged, this information is manipulated by power relations. Amboseli ecosystem is not excluded in this. Despite the engagement of communities which is not fully beneficial, the modalities for working development approaches, full access, and empowerment

for decision control by local community members on sharing benefits and their association with sustainable development has not been explained. It is agreeable that CLT has been growing popularity towards community sustainable development. Hence, the research objective was to examine community participation to warrant meaningful CLT for sustainable development in Amboseli ecosystem. Though communities to some level have been involved in CLT planning and implementation with omission of participatory mechanisms for community control, involvement and management of the project as highlighted in the literature above. Thus, it is agreeable that inadequate research has yet investigated the appropriate gaps on the effective CLT realization for sustainable development and conceptual gaps existing. The objective was thus to determine the extent community tourism participation affects sustainable development in Amboseli Ecosystem in Kajiado, Kenya.

Statement of the Problem

Local people living in the park ecosystem wish to have bigger access to the tourism industry to increase their gains from tourism development which is as a motivation for local conservation support for natural resources and native communities' ongoing inclusion in tourism planning (Bello et al, 2017). Besides burgeoning numbers of the local development projects in communities especially in the developing world, the approaches of implementation taken up are inefficient, thus not giving the native communities many gains as expected (Oino et al. 2015). Amboseli ecosystem is not an exception. Regardless of the inclusion of local communities which is not totally beneficial, the modalities for working development approaches, full access, and empowerment for decision control by community members on benefit sharing and their association with sustainable development has not been explained. Locals lack community participation in budgeting and implementation process which limit opportunities for satisfactory CLTD in terms of accountability, financial information, and transparency (Loha, 2018). The research objective was to examine community participation to safeguard meaningful CLT for sustainable development in Amboseli. Though communities to some level have been included in CLT planning and implementation with exclusion of participatory mechanisms for community, control, involvement, and management of the project, little research has yet studied the gaps on the effective CLT execution for sustainable development and conceptual gaps existing. Filling the gaps pinpointed, the study concentrated on assessing the role of effective participation in line with the CLD guidelines and considered more effective strategies to inform future policy objectives.

What is Community Participation?

The origin of community participation is traced back to Colonial New England and prehistoric Greece, before 1960s, where governmental processes and procedures were generated to aid in "external" participation (Parker, 2003). Since then, community participation is widely acknowledged as one of the philosophies and targets of sustainable tourism and since the 1970s, the insights of community members to the effects of tourism in their community are widely analysed by academicians, tourism industry managers and policymakers (Selmanaj, 2018). Then since 1990, the element of "community participation" has flourished in economic development, as well as in sustainable tourism debates in line with the recognition that its involvement can lead

to a minor transition to boosting outcomes to new concepts and opportunities (Selmanaj, 2018). The critics further assert that though participation is articulated as the view of the disadvantaged and marginalized local communities, this knowledge is manipulated by power relations whereby few are advantaged (Mubita, Libati & Mulonda, 2017). Community participation illustrates the types of people's participation and engagement in outcomes touching on their lives (Spencely, 2016). Community participation was thus determined by engagement, investment and decision making in line with the performance of the dependent variable's outcome.

Community Participation Towards the Attainment of Sustainable Development

The CLD approach marked some change in development schemes from development projects beneficiaries to a more self-governing and rights-based community's participation framework and determiners shapers and influencers, of their own development projects (Oina, 2015). A participatory approach with community at the centre has continuously been endorsed as a significant portion of sustainable tourism development more so CLTD approach since it is envisaged that the tactic can cultivate the community's capacity by expanding its positive effects while plummeting tourism negative influences (Devrath & Ranjan, 2016). Community participation of locals, benefit distribution, tourism awareness, power decentralization and are significant in community-based tourism initiatives, as presented in the Southern and Namibian African development policy documents (Kavita & Saarinen, 2015). Community engagement is thus the initial step to achieving sustainable development enabling community members or individuals the capability to enrich their livelihoods (Yanes, 2019).

Community Engagement

The Kenyan National Tourism strategy (GOK, 2013) highlights community participation and CLT as a strategic intercession for sustainable tourism management in Kenya. It urges the community to have ownership, participation, and CLT as key drivers of tourism development (GoK, 2013). According to Giampiccoli & Mtapuri (2015) community engagement in the preparation and execution of community projects is crucial for sustainable development. This affirms the value of CLT as a tool that can be employed by numerous countries in local community tourism development projects. To effectively adopt CLT as a development tool for Kenya's locations near national resources, stakeholders more so the native community must from the beginning have a clear-cut opinion and comprehension of community tourism (Juma & Vindra, 2019). CLT projects with the inspiration of community participation and advancement portrays a major role in native tourism communities as it delivers a critical tool for the self-sustenance of the locals (Devrath & Ranjan, 2016). Thus, while community engagement and participation in tourism could be considered in the process of generating decisions in tourism, sharing benefits, community inclusion brings about extra financial gains to the lowest community level therefore alleviating poverty.

Community Investment

On community investment, Nitikasetsoontorn (2015) demonstrates that CLT is extremely importantly about indigenous community members who are owners and decision makers in tourism management for the wellness of their community to guarantee backing for cultural and natural heritage preservation. It is important to generate a plan with clear goals that assure fair

distribution of benefits, with local community stakeholders participating in the entire process (Dodds & Galaski, 2018). Community members participation will safeguard they own the process and invest time and money in community driven tourism projects. Tourism ought to then be deliberated holistically, by including each aspect connected to the community, it can ensure numerous direct and indirect economic gains, generate employment opportunities, help private and public sectors in planning investment and give the local population's quality of life (Rafi & Ahrar, 2018). For community investment to take off, there ought to be balance between the costs and benefits and fair distribution of benefits for the community to have control of CLT. Community-led tourism has various characteristics that make it better for development and a driver for socio-economic growth more so since it triggers multiplier effects across numerous economic activities in the tourism value chain, on local economy penetration and trade expansion (ITC,2015). At the community level in numerous destinations, tourism help in creating income and working opportunities. However, the study results imply that the community members suggested that they barely benefit from these job opportunities as suggested (Rafi et al. 2018).

Community Decision Making

Communities making decisions enables the members of the community to conserve their agricultural or nomadic traditions while gaining extra income that facilitates them augment their living standards (Dodds & Galaski, 2018). Tourism designing, planning, managing, owning, and monitoring by the community members is essential as a component of the tourism business. Participatory tourism performs well to sustain a development trail that can integrate all those in its tourism system, while focused on socio-economic, cultural and environmental sustainability (UNWTO, 2018). engagement involves community members investing in the developing and managing of a tourism enterprise while empowering community members through generation of a hopeful cycle to expand their skill to sustain the welfare of their local communities. (Dodds & Galaski, 2018). Since tourists connect CLT to experience, then it must be about experience from the native community's perspective too, and that can happen if locals are earning benefits from a CLT initiative and are part of its plan (Dodds et al, 2016). There is enormous emphasis for the local community to be at the centre of tourism and community development projects to guarantee they are part of the process. Therefore, investment is greatly encouraged because community empowerment and positivity lead to sustenance. Thus, participation through initiatives driven by the community members is just the first step to empowerment that should give the local community the competence to exercise control over issues that affect their lives while plummeting their vulnerability to other stakeholders on driving numerous community based agenda (Yanes, 2019).

Research Method

The study employed a descriptive research design carried out thorough an essential analysis of secondary data and literature supported by empirical analysis of primary data gathered. Probability sampling was utilized to highlight the community members living in Amboseli park ecosystem in Imbirikani and Olgulului group ranches. The sample ascertained working with local community members living in a comparable setting and significant conditions that befit the topic of the study; and are acquainted enough to expound on the study goals, achievement, and

research objectives. Questionnaires were given to the group members of the ranches with 328 returned for data analysis. In-depth interviews and focus group discussions were also carried out targeting 21 respondents. The data gathered was coded, analysed, and presented in tables and graphs.

Findings and Discussions

The key goal of the study was to investigate the influence of community tourism participation on sustainable development in Amboseli ecosystem in Kajiado, Kenya. Participation in the study encompassed indicators identified for the purpose of the study namely community control, collaboration and ownership which warranted that if CLT activities are done in an effective manner, that guarantees accomplishment. The study explored if the CLT structure used will ensure participation of the local community towards Amboseli ecosystem sustainable development.

Community's Gender

The findings on the respondent's gender revealed as in figure 1.1 below that, majority (61.7%) were male respondents while 38.3% were female.

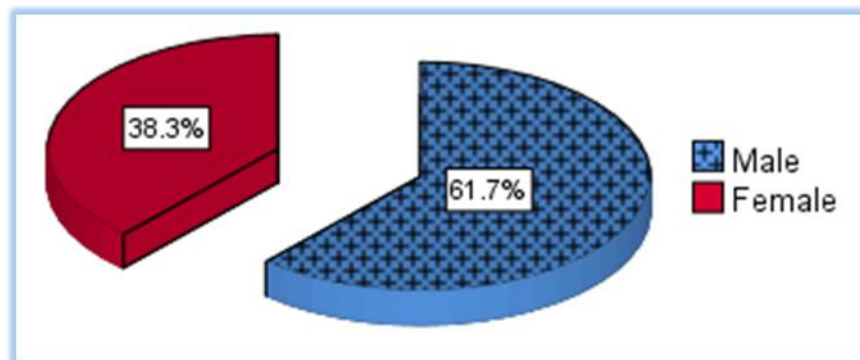


Figure 1.1: Gender of the Respondent

Source: Survey data (2018)

The gender percentage indicated that women were to some level engaged in economic activities in Amboseli ecosystem. Nonetheless, the representation by female respondents is a sign of increasing presence of women in economic activities in Amboseli.

Age of the Respondents

The study revealed the respondent's distribution of ages. The findings were summarized and presented in Table 1.1 below.

Table 1.1: Distribution of Respondents by Age

Category	Frequency	Percentage	Cumulative Percentage
20-30 years	115	35.1	35.1
31-40 years	115	35.1	70.1
41-50 years	43	13.1	83.2
51 -60 years	43	13.1	96.3
Above 60 years	12	3.7	100.0
Total	328	100.0	

Source: Field data (2018)

From table 1.1 above, 35.1% were between 20 and 30 years, 35.1% were 31 to 40 years old, 13.1% were 41 to 50 years old, 13.1 were between 51 and 60 years while 3.7% were above 60 years old. Centred on the findings, it is apparent that all working age categories were well represented and as such, the findings could be generalized.

Respondents Marital Status

The study pursued to find the respondents’ marital status; with the findings summarized below.

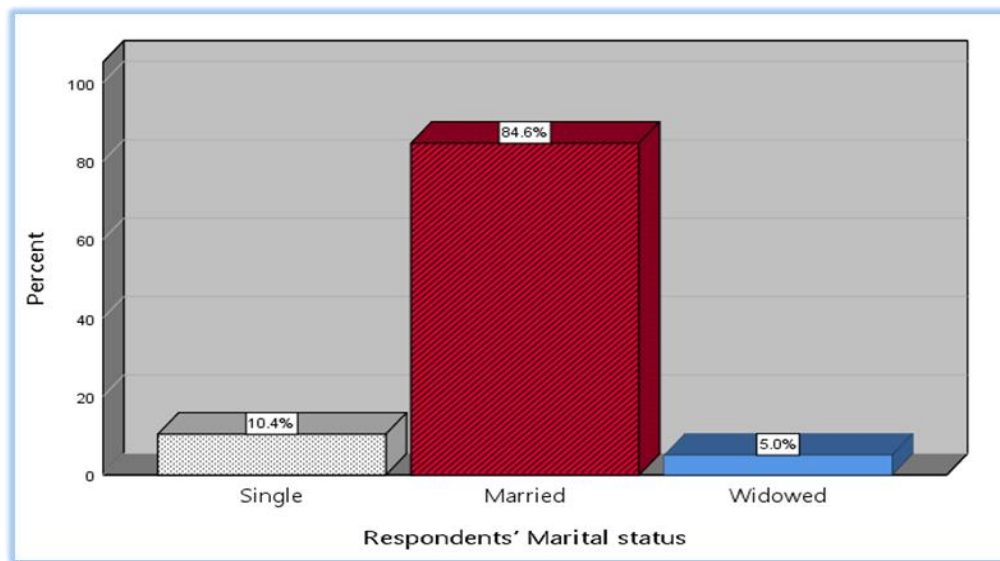


Figure 1.2: Respondents’ Marital Status

Source: Field data (2018)

From figure 1.2 above, most (84.6%) of the respondents are married, 10.4% are single while 5.0% are widowed. From majority of the interviewed, marital status is an indication that community members are driven by family, working towards economic sustainability for their children’s survival.

Highest Education Level

The researcher pursued to find out the levels of education of the respondents. The findings were presented in the table below.

Table 1.2: Highest Education Level

	Frequency	Percent	Cumulative Percent
No formal education	216	65.9	65.9
Adult education	30	9.1	75.0
Primary	42	12.8	87.8
Secondary	32	9.8	97.6
Technical College	7	2.1	99.7
University	1	0.3	100.0
Total	328	100.0	

Source: Field data (2018)

Table 1.2 above shows that most respondents (65.9%) had no formal education. 9.1% had adult education, 12.8% were primary school graduates, 9.8% were secondary school graduates, 2.1% were technical college graduates and 0.3% were university graduates. The education level was crucial to the study and the community feedback was likely to be determined by the education status thus the significance of education of the respondents. Thus, it is possible that the numbers of those educated is not adequate to make a major change to the community.

Respondents Income Sources

The study sought to find out the respondent’s sources of income. The findings were as summarized in Table 1.3 below.

Table 1.3: Respondents’ Sources of Income

	Frequency	Percent	Cumulative Percent
Maasai Ornaments	45	8	13.8
Maasai Ornaments & livestock	12		17.5
Maasai Women clothes & Bangles	13		21.5
Cultural Bomas	83	5	47.1
Cultural Bomas & Livestock	143	0	91.1
Cultural Bomas & Maasai ornaments	14		95.4
Agriculture/Beads	5		96.9
Farming/Bomas	10		100.0
Total	325	100.0	

Source: Field data (2018)

From the table above, 44% who are majority sold a combination of cultural bomas and livestock, 25.5% sold cultural bomas only, 13.8% of the respondents sold Maasai ornaments, 4.3% sold cultural bomas and Maasai ornaments, 4.0% generated their income from sales of Maasai women clothes and Bangles, 3.7% sold Maasai ornaments and livestock, 3.1% generated income from farming/bomas while 1.5% generated income from agriculture /beads. This thus means that most

respondents in Amboseli ecosystem depend on an amalgamation of livestock and community tourism for their survival. This also shows that livestock is a major income source, but they also include local tourism of their cultural bomas. Thus, for communities to continue growing their livelihood sustenance, most of them combine various activities to make sure they can for more income to for self-sustenance.

Community Participation Towards Sustainable Development

Framed statements measured community participation variable using a likert-type scale which is five-point oscillating from 1=strongly disagree to 5= strongly agree and respondents were requested to show the degree to which they agreed to the statements. They included engagement in CLT, participation in decision making, engagement in budgeting, local investment, community influence on decision making, community investment in resources and time and community driven tourism projects. This section thus analyses the views of community members, hotel representative, KWS representatives and NGO representatives in Amboseli ecosystem. Table 1.4 below highlights the findings on if their means of community participation have led to sustainable CLTD.

Table 1.4: Descriptive Statistics for Community Participation

	Mean	Std. Deviation	ariance
Engagement in CLT activities	2.89	1.327	1.760
Participation in local tourism decision making	2.86	1.231	1.515
Community engagement in budgeting	2.86	1.201	1.441
Locals investment in local tourism	2.60	1.226	1.504
Community influence on decision making process	2.76	1.250	1.563
Communities investment in resources and time	2.93	1.222	1.492
Tourism projects are driven by community	2.95	1.320	1.743
Community engagement in pushing tourism agenda	3.30	1.266	1.603
Improved community engagement in planning	2.54	1.163	1.353
Regularly inviting the community members	3.02	1.194	1.425
Average	2.87	1.24	

Source: Field data (2018)

Community involvement in collaboratively pushing their tourism goals led to a fruitful and successful tourism. From the findings highlightes above, most respondents agreed (mean of 2.89 and a standard deviation of 1.327) there is encouragement of local community to engage in the tourism sector, leading to the success of CLTD. On participation in local tourism leading to successful CLTD, most of the respondents agreed (mean 2.86 and standard deviation of 1.231). Community involvement in budgeting thus successful tourism, scored a mean of 2.86 with a standard deviation of 1.201 meaning that majority of the respondents concured with the statement. Most respondents agreed (mean 2.60 and standard deviation 1.226) on local’s investment in local tourism leading to successful tourism. Likewise, most respondents agreed (mean 2.76 and standard deviation 1.250) that there is community influence on the procedure of making decisions leading to successful tourism. Respondents also confirmed (mean of 2.93 and

standard deviation of 1.222) that there is communities' investment in time and resources in local tourism thus to successful tourism. Majority agreed (mean of 2.95 and standard deviation of 1.320) that tourism projects are driven by locals leading to successful tourism in their community. A great majority agreed (mean of 3.30 and standard deviation of 1.194) that community engagement in pushing their tourism agenda together led to successful tourism. Respondents were neutral (mean of 2.54 and standard deviation of 1.163) on community engagement in planning leading to successful tourism. Further, majority of the respondents agreed (mean of 3.02 and standard deviation of 1.194) that community members regular invitation to meetings led to successful tourism. Generally, out of a maximum of 5, the respondents scored above average on community participation with an average mean of 2.87. This was supported with respondents who felt personally included in the process on decision making in line with tourism product development in Amboseli park such as campsites, lodges establishment or tourist hotel etc. The findings were summarized below.

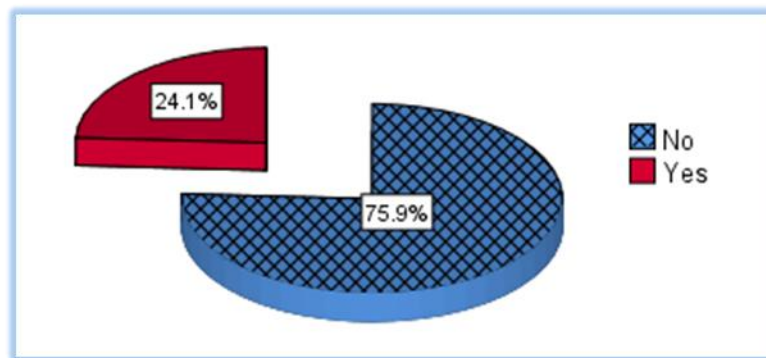


Figure 1.3: Personal Involvement of Respondents in Decision-Making Process on Tourism Product Development

From figure 1.3 above, majority (75.9%) of the respondents highlighted no personal involvement in the process of decision making on tourism product development while 24.1% felt involved. Majority who felt not engaged highlighted concerns as; community not invited when creating park tourism facilities or for meetings on tourism facilities development, locals not informed of any tourism development in the park, while others highlighted they are only involved in wildlife conflict reduction and not tourism issues. FGD members stated they were engaged in the decisions making process concerning development of tourism, cited that:

“As community members, we are normally partly involved from time to time based on the projects that are ongoing or during initial stages of the project through menial jobs that are mostly given to the youth and men”

The level of indigenous people's contribution in the process of decision-making concerning development of tourism in Amboseli Park was rated as shown below.

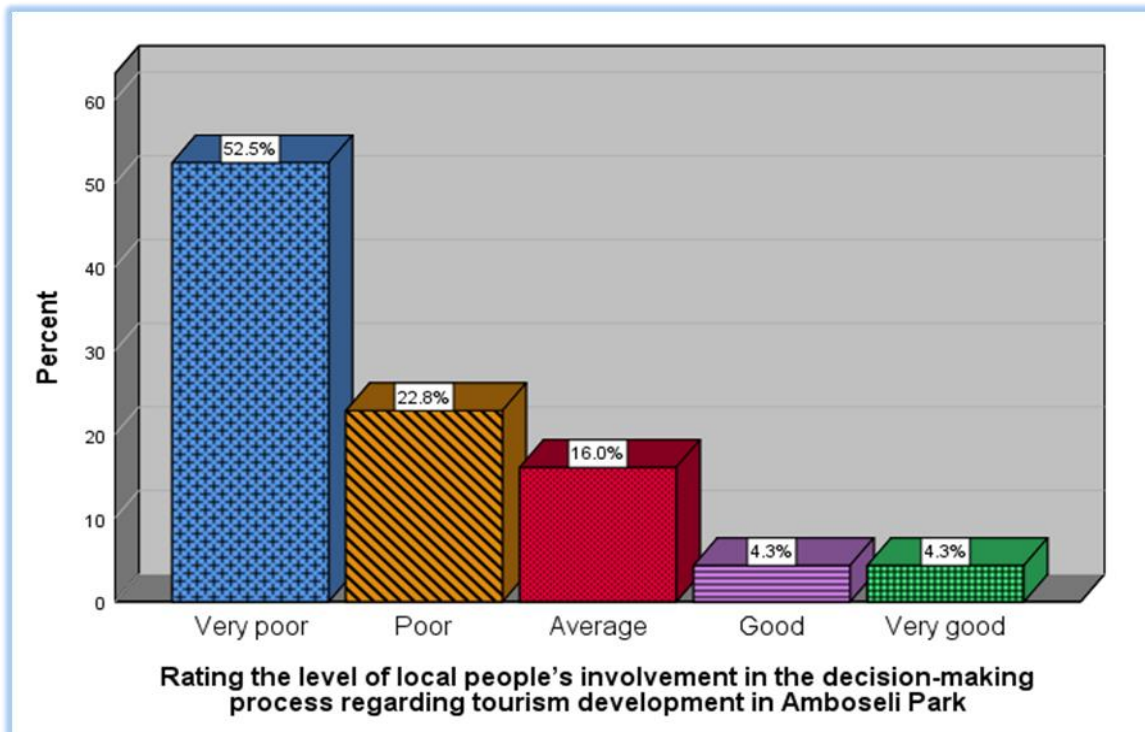


Figure 1.4: Local people's level of involvement in the process of making decisions- on development of tourism

Figure 1.4 above indicates a majority (52.5%) of the respondents rated very poor, the level of local communities' involvement in the process of making decisions regarding tourism development in Amboseli Park, (22.8%) rated the involvement as poor, 16.% rated it as average, 4.3% rated it as good and another 4.3% rated it as very good. The study also wanted to find out if there are means in which the current process of making decisions on development of tourism in Amboseli Park such as lodges establishment, campsites or tourist hotel etc. could be enhanced.

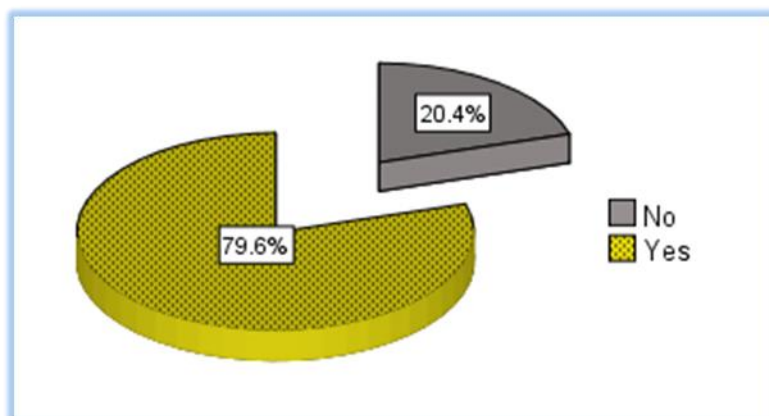


Figure 1.5: Improvement of Current Decision-Making Process

As shown in the figure 1.5 above, 79.6% stated there is a means in which the current decision-making process in tourism development can be enhanced while 20.4% stated no. Majority of the respondents recommended decision making should mainly benefit locals, create good relationship between Kenya Wildlife Service and community, engaging locals in meetings, empowerment, tourism products within Amboseli should market local products, a win-win scenario, approaching locals to invest in bare land, and mutual understanding towards CLT. The study sought to determine if respondents felt involved in the development of tourism activities in Amboseli Park as shown in figure 1.6 below.

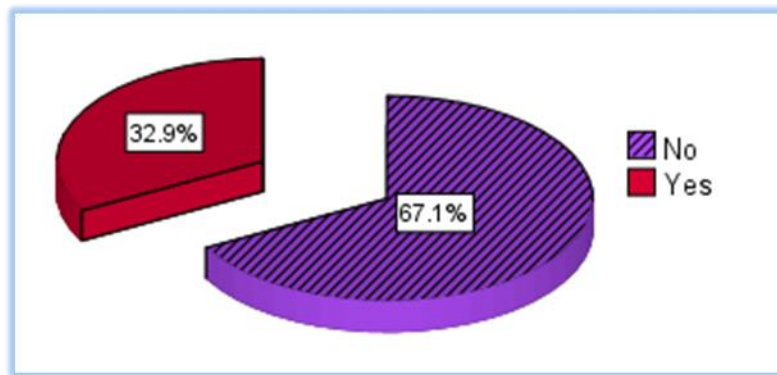


Figure 1.6: Personal Involvement in the Tourism Development Activities in Amboseli Park

From figure 1.6 above, majority (67.1%) of the respondents did not feel individually engaged in the tourism activities development in Amboseli Park while 32.9% felt personally involved. They cited the following reasons for not being highly involved:

“We are not part of what is going on in the National park. We are not involved because we are not invited to planning meetings, we are not consulted, we are not empowered, lodges do not involve us in anything they do, and no one other than ourselves market cultural. There is need for community members to make decisions together”

During the in-depth interview in the park, the hotel highlighted that locals participate through traditional dancing groups visiting hotels in the park at night during bush dinners. The community participation in local led tourism includes men mainly selling the Maasai cultural bomas and women selling cultural ornaments made. However, with the inadequate participation level stated, the hotel highlighted they source local Maasai artefacts from Nairobi office since those locally made are not well done. Thus, the community does not supply artefacts to the hotel. The study thus sought to find out if community-led tourism programs are operational in Amboseli National Park.

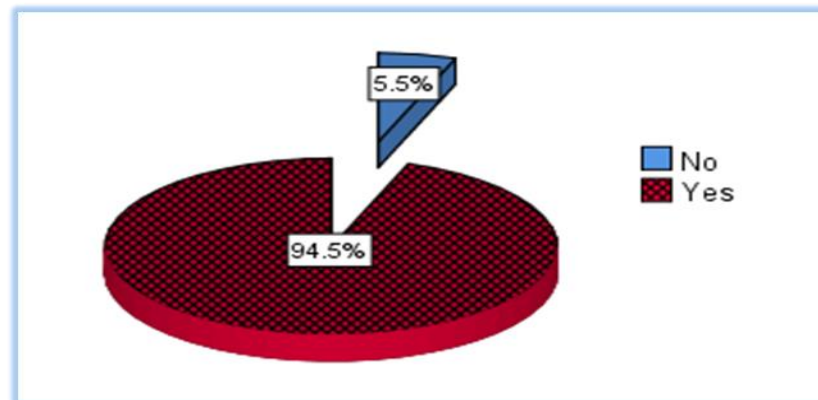


Figure 1.7: Presence of Community-led Programs on Local Based Tourism in Amboseli Park

From the findings presented in Figure 1.7 above, majority (94.5%) of the respondents agreed that community-led tourism programs were present in Amboseli Park while 5.5% disagreed. The FGD informant stated that,

“When there is low visitation, we visit other towns looking for visitors through tour operators who can link us to visitors. Yes, we do play a role to some extent since we carry out such an initiative by ourselves”.

The FGD findings emphasized barriers hindering locals from engaging in CLT in Amboseli ecosystem as; limited funds to source visitors, market and use as capital, competition in manyattas tour drivers undercutting locals, little skills and knowledge, market inaccessibility, low season, local politics, long drought leading to migration, inadequate support from lodges, disagreement between KWS officers and community, barrier of language, human wildlife conflict, low income generation, locals overlooked by the Amboseli Park, illiteracy, lack of communication network, negative cultural practices like women not attending meetings and working individually due to disagreements with other community members.

Table 1.5: Correlation Between the Variables

Table 1

		Correlations		
		SD	CB	CP
Community Participation (CP)	Pearson Correlation	.597**	.522**	1
	Sig. (2-tailed)	.000	.000	
	N	328	328	328

Source: Field data (2018).

The table 1.5 above shows that Community Participation (CP), had a strong positive and statistically significant ($p < .05$) correlation with the dependent variable (Sustainable Development (SD)).

Linearity between Community Participation and Sustainable Development

The study determined whether there was a linear relationship between the dependent variable (sustainable development) and independent variable (Community Participation). From the curvilinear (Figure 1.8), the researcher noted that a positive linear relationship existed between the dependent and independent variable (Community Participation).

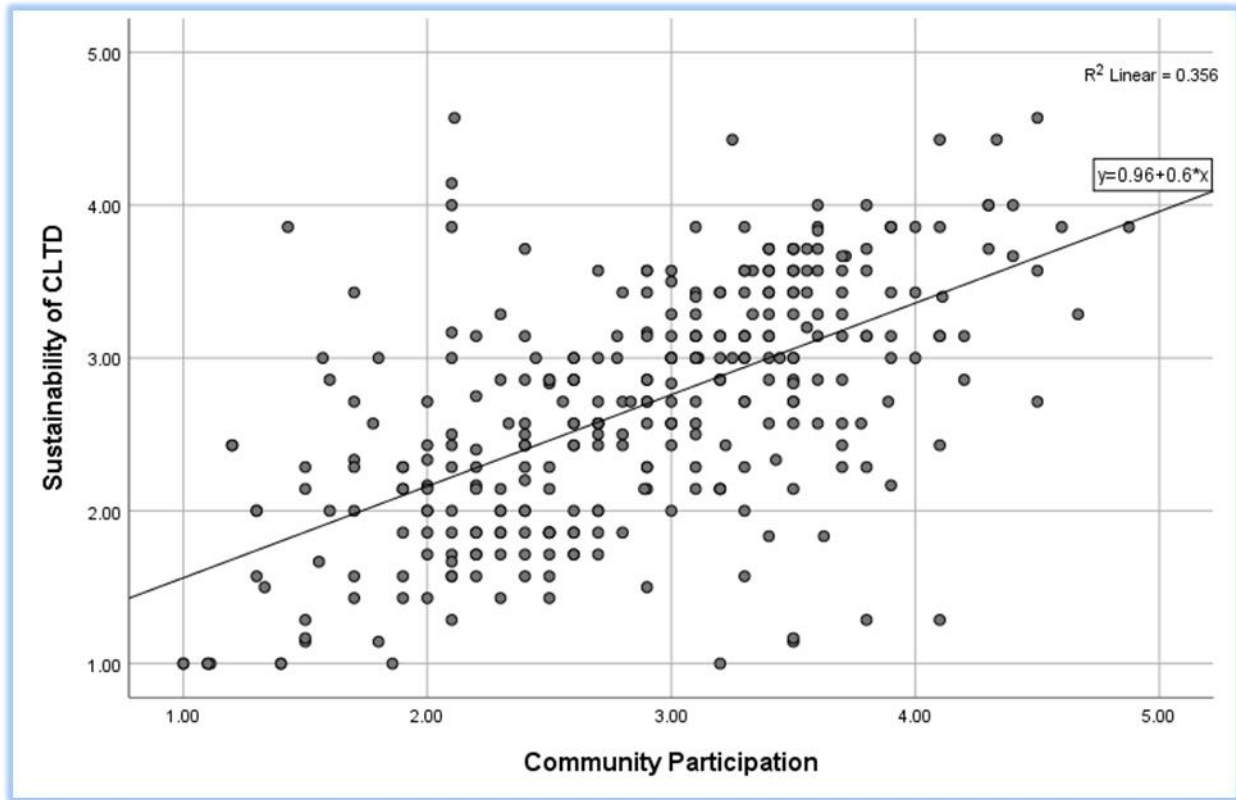


Figure 1.8: Linearity between Community Participation and Sustainability of CLTD

Regression Analysis between Community Participation and Sustainable Development

A regression analysis was carried out between community participation and sustainable development to highlight the relationship amongst them. The regression model $Y = \beta_0 + \beta_2 X_2 + \varepsilon$ was used from where Y denoted sustainable development and X denoted community participation. The findings were presented in Table 1.6, Table 1.7, and Table 1.8 below.

Table 1.6: Model Summary Table of Community Participation and Sustainable Development

Model Summary				
Model	R	R Square	Adjusted R Square	Std. Error of the Estimate
1	.597 ^a	.356	.354	.63679
a. Predictors: (Constant), Community Participation				

Source: Field data (2018)

From the model summary in table 1.6 above, R² was .356 therefore community participation contributes 35.6% to the total variability in the dependent variable (Sustainable development). The R value of 0.597 revealed a positive linear relationship between community participation and sustainable development.

The Anova table of community participation and sustainable development is indicated in table 1.7 below as per the hypothesis:

H₀: Community tourism participation does not have a significant influence on sustainable development

H₁: Community tourism participation has a significant influence on sustainable development

Table 1.7: Anova Table of Community Participation and Sustainable Development

ANOVA ^a						
Model		Sum of Squares	Df	Mean Square	F	Sig.
1	Regression	73.125	1	73.125	180.331	.000 ^b
	Residual	132.195	326	.406		
	Total	205.320	327			
a. Dependent Variable: Sustainable Development						
b. Predictors: (Constant), Community Participation						

Source: Field data (2018)

Table 1.7 above highlights that Anova was carried out and the findings indicated the p-value was .000 (below the 5% threshold) thus, community participation had a statistically significant influence on the dependent variable (sustainable development). Furthermore, the null hypothesis that Community Participation does not have a significant influence on sustainable development was not accepted and the alternative hypothesis that Community Participation has a significant influence on sustainable development was accepted.

The Coefficient table of community participation and sustainable development is shown on table 1.8 below.

Table 1.8: Coefficient Table of Community Participation and Sustainable Development

Coefficients ^a						
Model		Unstandardized Coefficients		Standardized Coefficients	T	Sig.
		B	Std. Error	Beta		
1	(Constant)	.962	.133		7.234	.000
	Community Participation	.599	.045	.597	13.429	.000

a. Dependent Variable: Sustainable Development

Source: Field data (2018)

$$\text{Sustainable Development (Y)} = .962 + .599X_2$$

Table 1.8 above highlights community participation had a coefficient (β) of .599 that was significant (p -value < .05) and added to the model above. The findings of the coefficients to the models $Y = .962 + 0.599 X$ estimates were both significant at the 0.05 significance level as indicated in table 1.8 above. The constant showed that at zero community participation, sustainable development is at .962 measures, with improvement of community participation by a unit increases sustainable development by 0.599 measures. This study findings is consistent with Hodgson et al (2017) on the development framework with great weight on crucial determinants of success like participation; World Bank (2017) on inclusion augmenting socio-economic development of the locals; Novelli (2016) on community participation to unlocking opportunities for the native community for economic development; Yanes (2019) emphasis on community participation as the initial step to sustainable development enabling individuals or community members the capacity to improve their livelihoods; Rafi & Ahrar (2018) on participation by community members ensuring they own the process and invest their time for direct and indirect gains and Bagus et al, (2019) on participation, while giving up control to the locals creating more gains for their livelihoods.

Conclusion And Recommendations

The findings were on the variability of community participation as a determinant of effective CLT towards sustainable development. The findings show that most community members agreed on being engaged in CLT activities, supporting locals to participate in making decisions, taking part in budgeting for locals tourism investment, decision making process with community influence, communities' investment in time and resources; community driven tourism projects; community inclusion in pushing the tourism agenda and regular invitation to meetings leading to successful development. Community participation in Amboseli ecosystem explained 35.6% of the variability in sustainable development. Thus, majority of the sampled representatives signified there was community engagement on tourism activities; community engagement in budgeting; local's investment in local tourism community influence on decision making process, that there is communities' investment in resources and time, tourism projects are driven by community members, community engagement in pushing tourism agenda community members regularly invitation to meetings which have improved local tourism. These findings denote that the objective of effective CLT towards sustainable tourism cannot be attained devoid of the

support for community participation of the indigenous community. Thus, the community backing for local tourism is enhanced when there is support towards a participatory framework with community engagement, decision making and investment thus leading to the community's success. Furthermore, linear regression indicated that effective community participation through community engagement, decision making, and community investment is an important predictor of sustainable development.

The study commends the development of a plan with clear goals that guarantee participation in planning and budgeting meetings, while permitting community stakeholders to have a voice in the whole process from initiation. Decisions made should prioritize community needs. The findings indicate presence of participation to a certain level though limited. Therefore, the study recommends that effective CLT should factor in taking leadership in engagement in CLT activities, community members influence in decision making, community engagement in budgeting, investment in resources and time CLT, driving tourism projects by community members, pushing the tourism agenda together and regular attendance in tourism meetings resulting to effective CLT thus sustainable development

References

- Akinboyo, O. (2012) —*Towards Jobs Creation and Poverty Reduction through an Effective Policy Coordination in the Agricultural sector of the Nigerian Economy*. Paper presented at the 53rd Annual Conference of the Nigerian Economic Society.
- Akpan, N. (2012). —*Rural Development in Nigeria: A Review of Pre- and Post-independence Practice*. Journal of Sociological Research, Vol. 3, No. 2.
- Devrath, R. C. & Ranjan, A. (2016). *Community Based Tourism Entrepreneurship: Critical Insights from Shaam-E-Sardah*. South Asian Journal of Tourism and Heritage.
- Dodds, Rachel, ALI, Alisha and GALASKI, Kelly (2018). *Mobilizing Knowledge: Determining Key Elements for Success and Pitfalls in Developing Community Based Tourism*. Current Issues in Tourism, 21 (13), 1547-1568.
- Dwyer, J. C. (2019). Profitability and Efficiency of High Nature Value Marginal Farming in England. Journal of Agricultural Economics. ISSN 0021-857X (In Press)
- Giampiccoli, A., & Mtapuri, O. (2017). *Role of External Parties in Community-Based Tourism Development: Towards a New Model*. African Journal of Hospitality, Tourism and Leisure, Volume 6 (2).
- Giampiccoli, A., & Mtapuri, O. (2015). *Between Theory and Practice: A Conceptualization of Community Based Tourism and Community Participation*. Loyola Journal of Social Sciences, Vol. XXIX, No.1, Jan-Jun 2015
- GoK. (2013). *National Tourism Strategy 2013-2018*. Kenya: Department of Tourism. Ministry of East Africa, Commerce and Tourism.
- Han, H., Hyun, S. (2018). *Role of Motivations for Luxury Cruise Traveling, Satisfaction, and Involvement in Building Traveler Loyalty*. Int. J. Hosp. Manag. **2018**, 70, 75–84.

- Hodgson, J., Knight, B., Maposa, S. W. (2017). *New Horizons for Community-Led Development, Recommendations for Funders*. Commissioned by Comic Relief. South Africa. Global Fund for Community Foundations.
- International Trade Centre (ITC). *World Tourism Organization (UNWTO) Tourism and Trade: A Global Agenda for Sustainable Development*. Geneva: ITC/UNWTO, 2015
- Juma, L. O., Vindra, A. K. (2019). *Community-Based Tourism and Sustainable Development of Rural Regions in Kenya; Perceptions of the Citizenry*. Retrieved from www.mdpi.com/journal/sustainability
- Kala, D. & Bagri, S. (2018). *Barriers to Local Community Participation in Tourism Development: Evidence from Mountainous State Uttarakh and, India*. Tourism. 66. 318-333.
- Kavita, E., & Saarinen, J. (2015). *Tourism and Rural Community Development in Namibia. Policy Issues Review*. Namibia: Fennia.
- Kunjuraman, V. & Hussin, R. (2017). *Challenges of Community-Based Homestay Programme in Sabah, Malaysia: Hopeful or Hopeless?* Tourism Management Perspectives, 21, 1-9.
- Mubita, A., Libati, M., Mulonda, M. (2017). *The Importance and Limitations of Participation in Development Projects and Programmes*. Zambia. European Scientific Journal. vol.13, No.5
- Muganda, M., Sirima, S., & Ezra, P.M. (2013). *The Role of Local Communities in Tourism Development. Grassroots Perspectives from Tanzania*. Tanzania.
- Nitikasetsoontorn, S. (2015). *The Success Factors of Community-Based Tourism in Thailand*. NIDA Development Journal. Bangkok, Thailand
- Oino, P. G. & Towett, G. (2015). *The Dilemma in Sustainability of Community-based Research in Kenya*. Global Journal of Advanced Research Vol2, Issue 4 pp.757 – 768.
- Parker, B. (2003). *Planning Analysis: The Theory of Citizen Participation*. Retrieved from <https://pages.uoregon.edu/rgp/PPPM613/class10theory.htm>
- Rafi, A., Ahrar, S. (2018). *Community Involvement in Tourism Planning Process*. Architecture for Masses 2018. Environmental Remediation & Rejuvenation
- Rajasekhar, D., Babu, M. & Ramachandra, M. (2018). *Elite Capture in Decentralized Institutions: A Literature Survey*. 10.1007/978-981-13-1900-6_2.
- Republic of Kenya. (2017). *National Tourism Blueprint 2030*. GOK, KTB. Kenya
- Giampiccoli, A., & Saayman, M. (2016). *Community-based and Pro-poor Tourism: Initial Assessment of their Relation to Community Development*. European Journal of Tourism Research, 12:145-190.
- Selmanaj, M. (2018). *Sustainable Tourism and Community Based Tourism – A Model that Needs Attention*. International Journal of Economics, Commerce and Management. United Kingdom.

- Sood, J., Lynch, P. & Anastasiadou, C. (2017). *Community Non-participation in Homestays in Kullu, Himachal Pradesh, India*. *Tourism Management*, 60, 332-347.
- Spenceley, A., Rylance, A., Nanabhay, S. and Van der Watt, H. (2016). *Operational Guidelines for Community-based Tourism in South Africa*, Department of Tourism: Republic of South Africa.
- UNWTO. (2018). *Global Report on Inclusive Tourism Destinations: Model and Success Stories*. UNWTO, Madrid
- Weidenstedt, L. (2016). *Empowerment Gone Bad: Communicative Consequences of Power Transfers*. American Sociological Association. Sage publications.
- Wilson-Youlden, L., & Bosworth, G. R. F. (2019). *Women Tourism Entrepreneurs and the Survival of Family Farms in North East England*. *The Journal of Rural and Community Development*, 14(3), 126–145.
- World Bank. (2017). *Tourism Knowledge Exchange 2017: Delivering on Inclusion Through Tourism*. June 21, 2017. World Bank Group, Washington DC
- Yanes, A., Zielinski, S., Cano, M, D., Kim, S. (2019). *Community-Based Tourism in Developing Countries: A Framework for Policy Evaluation*. Retrieved from Community-Based Tourism in Developing Countries: A Framework for Policy Evaluation.